


pp 181-183



International Economics

Theory and Policy


SIXTH EDITION

Paul R. Krugman

Princeton University

Maurice Obstfeld

University of California, Berkeley



Boston San Francisco New York
London Toronto Sydney Tokyo Singapore Madrid
Mexico City Munich Paris Cape Town Hong Kong Montreal

For Robin and Leslie Ann

Editor-In-Chief: Denise Clinton
Executive Development Manager: Sylvia Mallory
Development Editor: Jane Tufts
Web Development: Melissa Honig
Managing Editor: James Rigney
Production Supervisor: Katherine Watson
Design Manager: Regina Kolenda
Text Design, Electronic Composition, and Project Management:
Elm Street Publishing Services, Inc.
Cover Designer: Regina Kolenda
Cover Image: © Digital Vision Ltd.
Supplements Editor: Andrea Basso
Marketing Manager: Adrienne D'Ambrosio
Manufacturing Coordinator: Hugh Crawford

Copyright © 2003 by Paul R. Krugman and Maurice Obstfeld

All rights reserved. No part of this publication may be reproduced, stored in a retrieval system, or transmitted, in any form or by any means, electronic, mechanical, photocopying, recording, or otherwise, without the prior written consent of the publisher.
For information on obtaining permission for the use of material from this work, please submit a written request to Pearson Education, Inc., Rights and Contracts Department, 75 Arlington St., Suite 300, Boston, MA 02116 or fax your request to (617) 848-7047.
Printed in the United States of America.

Library of Congress Cataloging-in-Publication Data
Krugman, Paul R.

International economics: theory and policy / Paul R. Krugman,
Maurice Obstfeld. – 6th ed.

p. cm.

Previously published: Reading, Mass. : Addison-Wesley, ©2000

Includes bibliographical references and index.

ISBN 0-201-77037-7

1. International economic relations. 2. International finance.

I. Obstfeld, Maurice. II. Title.

HF1359.K78 2002
337—dc21

2002018488

1 2 3 4 5 6 7 8 9 10—CRW—06 05 04 03 02



APPENDIX TO CHAPTER 7

More on Intertemporal Trade

This appendix contains a more detailed examination of the two-period intertemporal trade model described in the chapter. The concepts used are the same as those used in Chapter 5 to analyze international exchanges of different consumption goods at a *single* point in time. In the present setting, however, the trade model explains international patterns of investment and borrowing and the determination of the *intertemporal* terms of trade (that is, the real interest rate).

First consider Home, whose intertemporal production possibility frontier is shown in Figure 7A-1. Recall that the quantities of present and future consumption goods produced at Home depend on the amount of present consumption goods invested to produce future goods. As currently available resources are diverted from present consumption to investment, production of present consumption, Q_P , falls and production of future consumption, Q_F , rises. Increased investment therefore shifts the economy up and to the left along the intertemporal production possibility frontier.

The chapter showed that the price of future consumption in terms of present consumption is $1/(1+r)$, where r is the real interest rate. Measured in terms of present consumption, the value of the economy's total production over the two periods of its existence is therefore

$$V = Q_P + Q_F/(1+r).$$

Figure 7A-1 Determining Home's Intertemporal Production Pattern

At a world real interest rate of r , Home's investment level maximizes the value of production over the two periods that the economy exists.

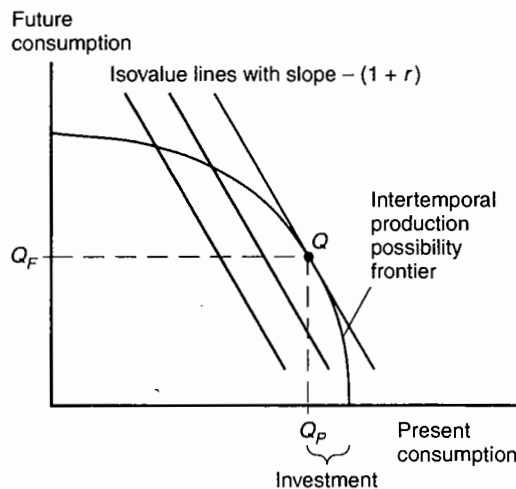


Figure 7A-1 shows the isovalue lines corresponding to the relative price $1/(1+r)$ for different values of V . These are straight lines with slope $-(1+r)$ (because future consumption is on the vertical axis). As in the standard trade model, firms' decisions lead to a production pattern that maximizes the value of production at market prices, $Q_p + Q_f/(1+r)$. Production therefore occurs at point Q . The economy invests the amount shown, leaving Q_p available for present consumption and producing an amount Q_f of future consumption when the first-period investment pays off.

Notice that at point Q , the extra future consumption that would result from investing an additional unit of present consumption just equals $(1+r)$. It would be inefficient to push investment beyond point Q because the economy could do better by lending additional present consumption to foreigners instead. Figure 7A-1 implies that a rise in the world real interest rate r , which steepens the isovalue lines, causes investment to fall.

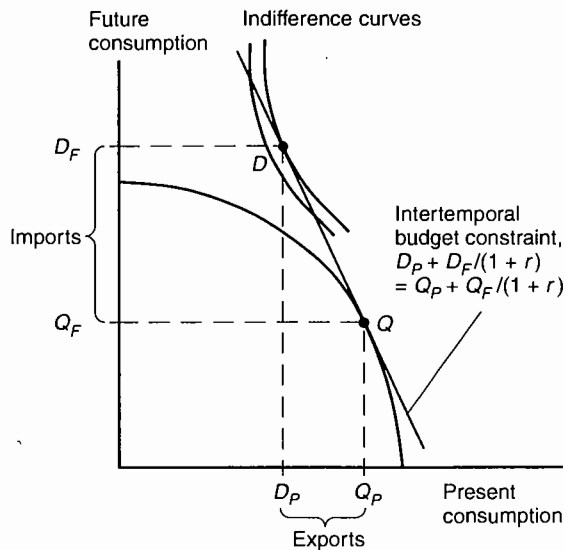
Figure 7A-2 shows how Home's consumption pattern is determined for a given world interest rate. Let D_p and D_f represent the demands for present and future consumption goods, respectively. Since production is at point Q , the economy's consumption possibilities over the two periods are limited by the *intertemporal budget constraint*:

$$D_p + D_f/(1+r) = Q_p + Q_f/(1+r)$$

This constraint states that the value of Home's consumption over the two periods (measured in terms of present consumption) equals the value of consumption goods produced in the two periods (also measured in present consumption units). Put another way, production and consumption must lie on the same isovalue line.

Figure 7A-2 Determining Home's Intertemporal Consumption Pattern

Home's consumption places it on the highest indifference curve touching its intertemporal budget constraint. The economy exports $Q_p - D_p$ units of present consumption and imports $D_f - Q_f = (1+r) \times (Q_p - D_p)$ units of future consumption.



Point D , where Home's budget constraint touches the highest attainable indifference curve, shows the present and future consumption levels chosen by the economy. Home's demand for present consumption, D_p , is smaller than its production of present consumption, Q_p , so it exports (that is, lends) $Q_p - D_p$ units of present consumption to Foreigners. Correspondingly, Home imports $D_f - Q_f$ units of future consumption from abroad when its first-period loans are repaid to it with interest. The intertemporal budget constraint implies that $D_f - Q_f = (1 + r) \times (Q_p - D_p)$, so that trade is *intertemporally* balanced.

Figure 7A-3 shows how investment and consumption are determined in Foreign. Foreign is assumed to have a comparative advantage in producing *future* consumption goods. The diagram shows that at a real interest rate of r , Foreign borrows consumption goods in the first period and repays this loan using consumption goods produced in the second period. Because of its relatively rich domestic investment opportunities and its relative preference for present consumption, Foreign is an importer of present consumption and an exporter of future consumption.

As in Chapter 5 (appendix), international equilibrium can be portrayed by an offer curve diagram. Recall that a country's offer curve is the result of plotting its desired exports against its desired imports. Now, however, the exchanges plotted involve present and future consumption. Figure 7A-4 shows that the equilibrium real interest rate is determined by the intersection of the Home and Foreign offer curves OP and OF at point E . The ray OE has slope $(1 + r^1)$, where r^1 is the equilibrium world interest rate. At point E , Home's desired export of present consumption equals Foreign's desired import of present consumption. Put another way, at point E , Home's desired first-period lending equals Foreign's desired first-period borrowing. Supply and demand are therefore equal in both periods.

Figure 7A-3 Determining Foreign's Intertemporal Production and Consumption Patterns

Foreign produces at point Q^* and consumes at point D^* , importing $D_p^* - Q_p^*$ units of present consumption and exporting $Q_f^* - D_f^* = (1 + r) \times (D_p^* - Q_p^*)$ units of future consumption.

